



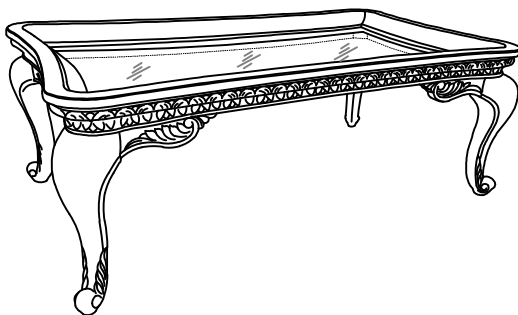
H O M E E L E G A N C E

## ASSEMBLY INSTRUCTION






1935-30 COCKTAIL TABLE

Thank you for purchasing this quality product. Be sure to check all packing materials carefully for small parts, which may have come loose inside the carton during shipment. Identify and count all parts and compare with the parts list below.

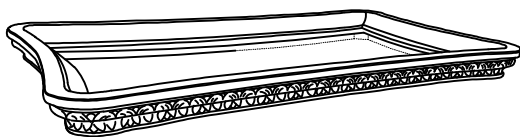
Do not tighten bolts until all are loosely assembled.



### HARDWARE LIST :

A		$\phi 5/16" \times 16\text{mm}$	8PCS
B		$\phi 5/16"$	8PCS
C		$\phi 5/16" \times 2-1/2"$	8PCS
D		12mm	1PC
E		Cover	4PC

### Part list



( F ) TABLE TOP 1PC

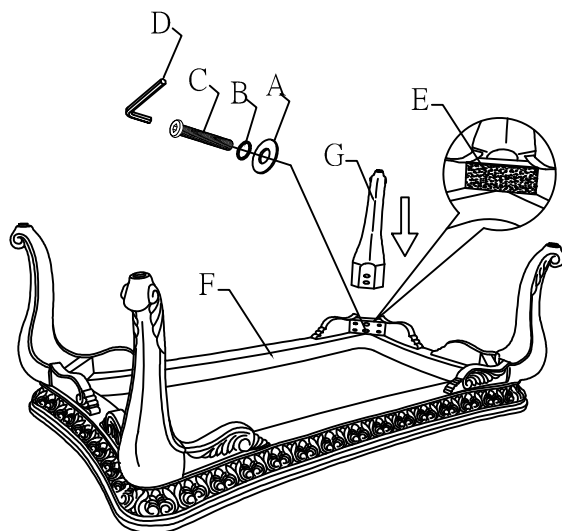


( G ) LEG 4PCS



( H ) GLASS 1PC

Step 1: Assembled the legs, then please put the Cover(E) in the form corners there ;



Step 2: Finally put the glass in to ( F ).

