

Thank you for purchasing this quality product. Be sure to check all packing material carefully for small parts that may have come loose inside the carton during shipment








Please note that the maximum weight load for each hook is 5kgs, and the total weight load cannot exceed 15kgs.

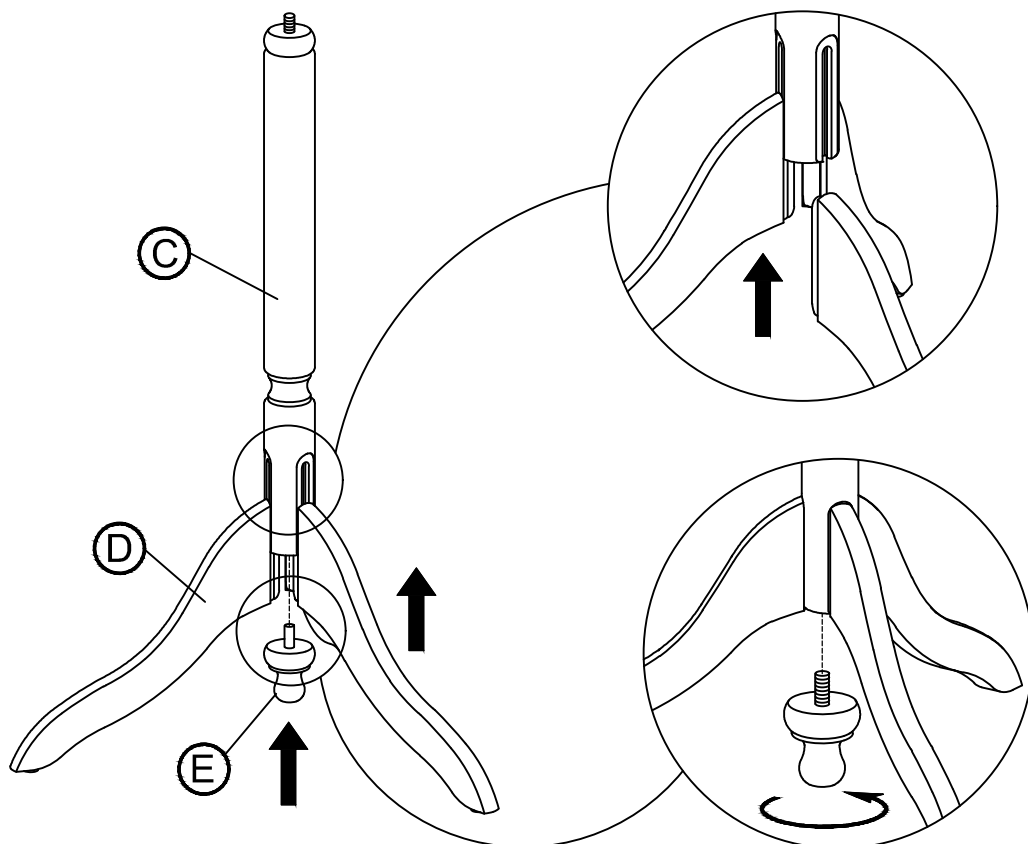
TOOLS REQUIRED (NOT PROVIDED)

PHILLIPS SCREWDRIVER



## PART LISTS

NO.	Description	Sketch	Q'ty
A	TOP POST		1PC
B	MIDDLE POST		1PC
C	BOTTOM POST		1PC
D	LEG		3PCS
E	BOTTOM CAP		1PC
F	LONG HOOK (160MM)		6PCS
G	SHORT HOOK (106MM)		4PCS

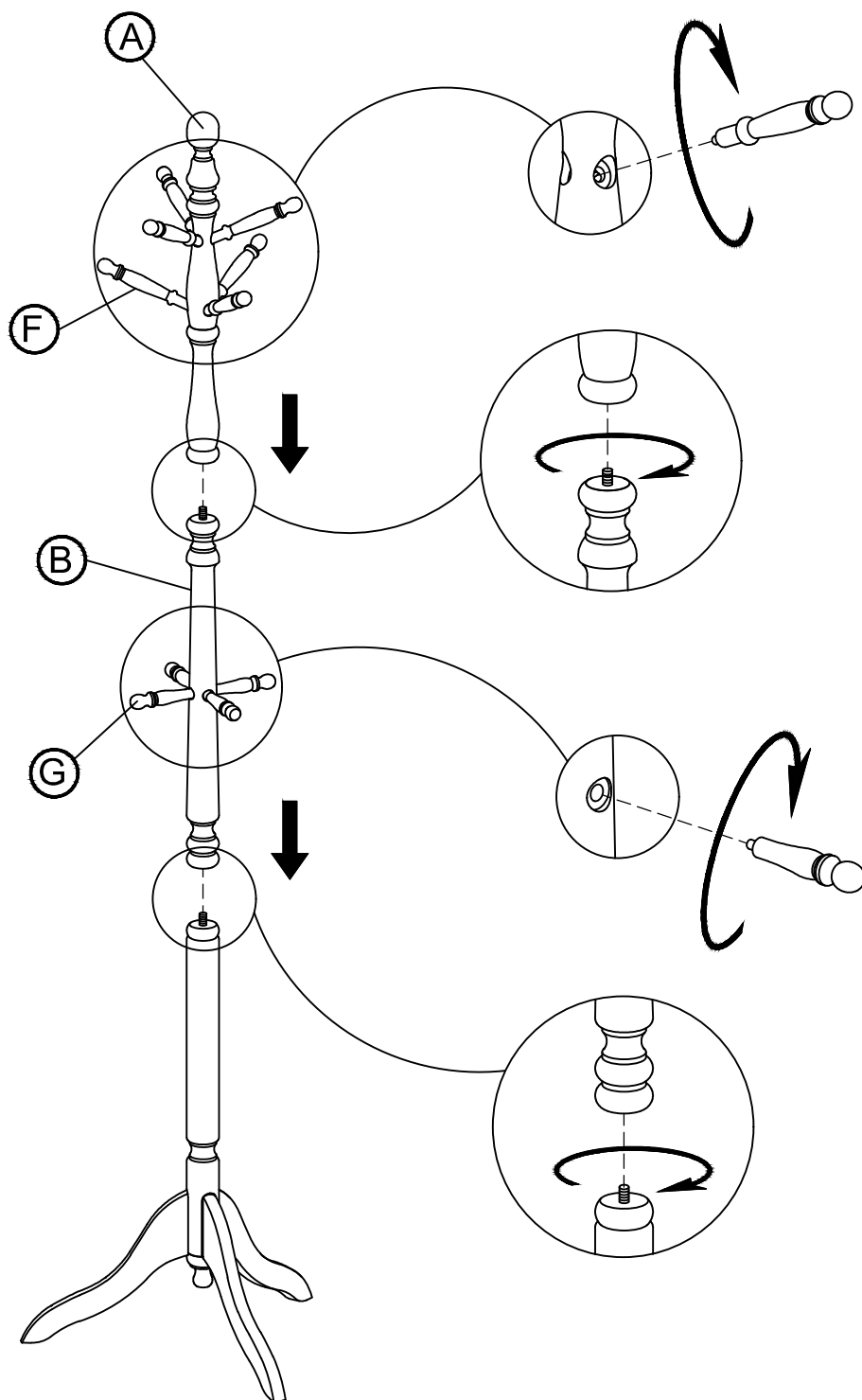


It is recommended to install protective pads under all legs and supports to avoid damage or scratches when placing finiture on a wood floor or other hard surface, and to limit indentation and prevent discoloration if placing on carpet.

# ASSEMBLY INSTRUCTION

ITEM NO : 4638DBR/NTL COAT RACK

Thank you for purchasing this quality product. Be sure to check all packing material carefully for small parts that may have come loose inside the carton during shipment

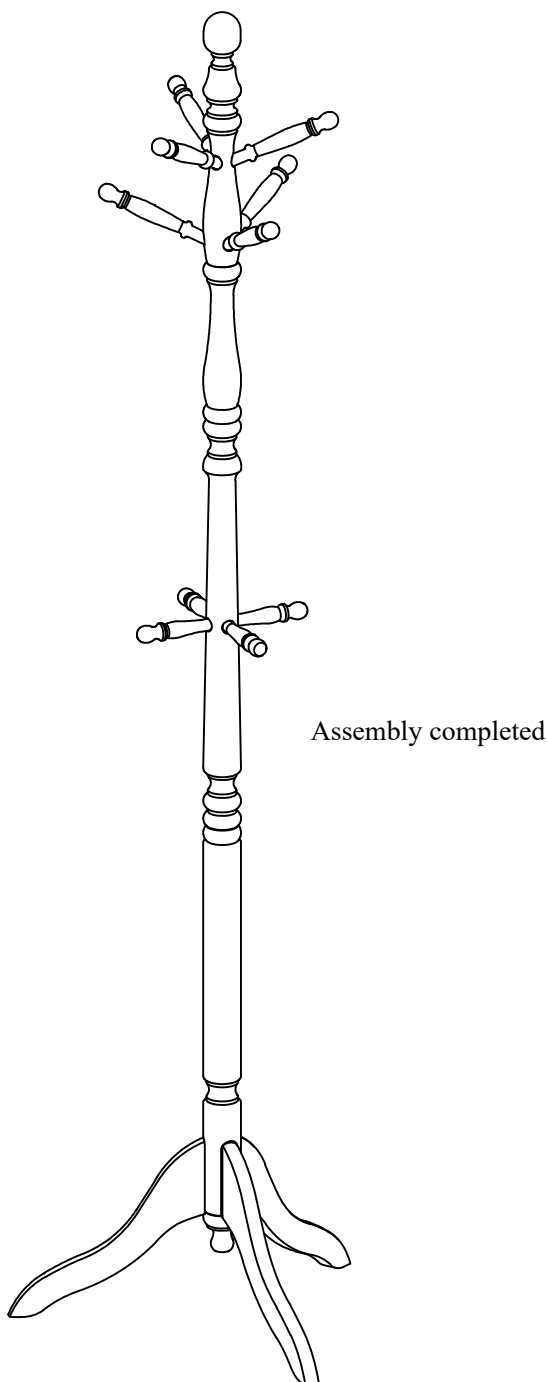


It is recommended to install protective pads under all legs and supports to avoid damage or scratches when placing finiture on a wood floor or other hard surface, and to limit indentation and prevent discoloration if placing on carpet.

# ASSEMBLY INSTRUCTION

ITEM NO : 4638DBR/NTL COAT RACK

Thank you for purchasing this quality product. Be sure to check all packing material carefully for small parts that may have come loose inside the carton during shipment



It is recommended to install protective pads under all legs and supports to avoid damage or scratches when placing finiture on a wood floor or other hard surface, and to limit indentation and prevent discoloration if placing on carpet.