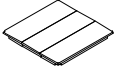

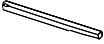







ASSEMBLY INSTRUCTION

ITEM NO.: 5547-36 COUNTER HEIGHT TABLE

PART LIST				HARDWARE LIST			
1	Table Top With Leaf		1pc	A		Bolt Ø5/16" x 3"L	8pcs
2	Table Leg		4pcs	B		Lock Washer (Ø5/16")	8pcs
				C		Flat Washer (Ø5/16")	8pcs
				D		Allen Key (4mm)	1pc

Step 1

Step 2

Step 3

Completed



For items use on wooden floor, hard surfaces or carpets, it is recommended to Install protective pads under all legs and supports to avoid/prevent from damages/scratches and discoloration.