








ASSEMBLY INSTRUCTION

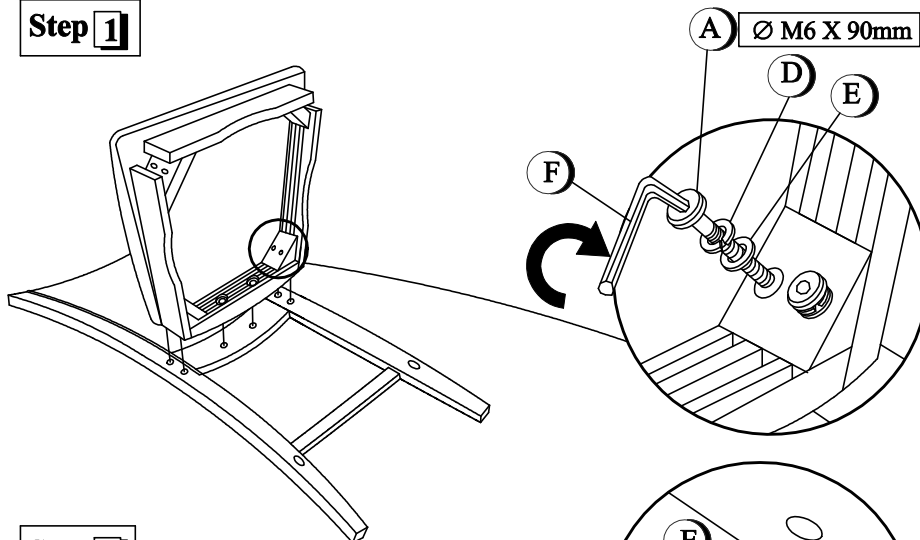
ITEM NO: 710 -24/ 710-24W

COUNTER HEIGHT CHAIR

Remarks: Do not tighten screws until completely assembled.

NO	Description	Drawing	Size	Q' ty
A	JCBC Bolt		Ø M6 X 90mm	4 pcs
B	JCBC Bolt		Ø M6 X 70mm	4 pcs
C	JCBC Bolt		Ø M6 X 60mm	2 pcs
D	Spring Washer		Ø M12mm	10 pcs
E	Flat Washer		Ø M18mm	10 pcs
F	Allen Key			1 pc
F	Screw		Ø M4 X 35mm	6 pcs

Step 1



Step 2

