



Assembly Instruction

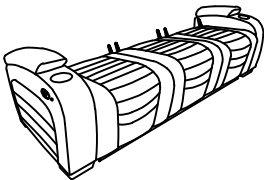




ITEM NO.: 8455GRY-3

Double Reclining Sofa with Center Drop-Down Cup Holders,
Storage Arms, Cup Holders, Reading Lights, Magazine Bag,
Receptacles, Charging Ports and LED

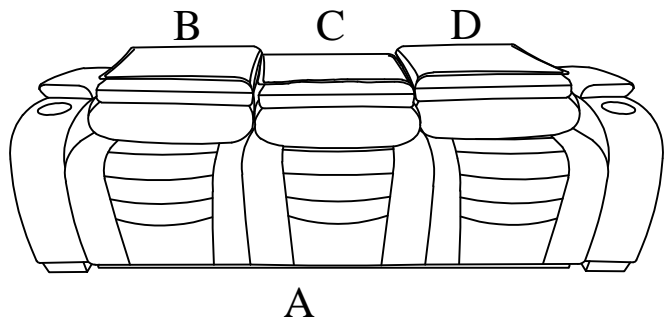
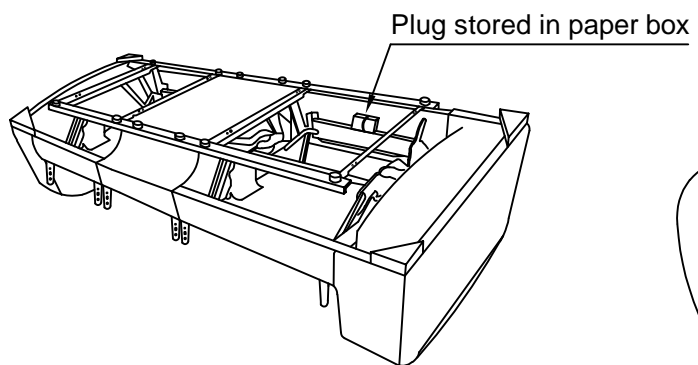


Note: Do not use power tools for assembly. Power tools increase the risk of over tightening which lead to splitting or cracking the wood.

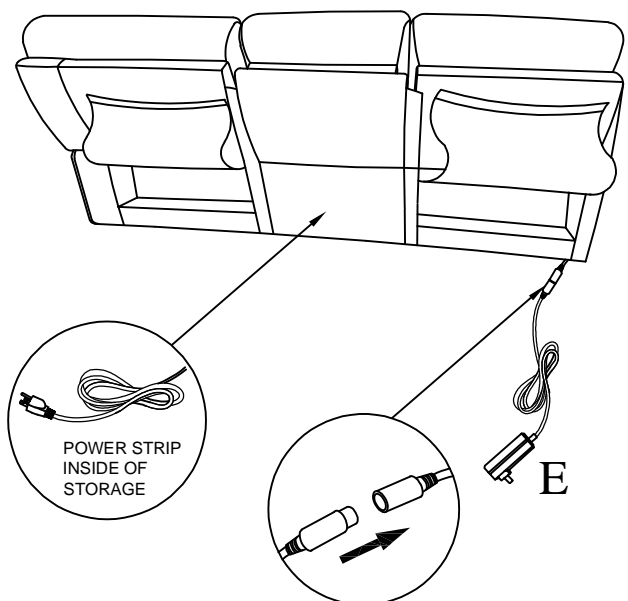
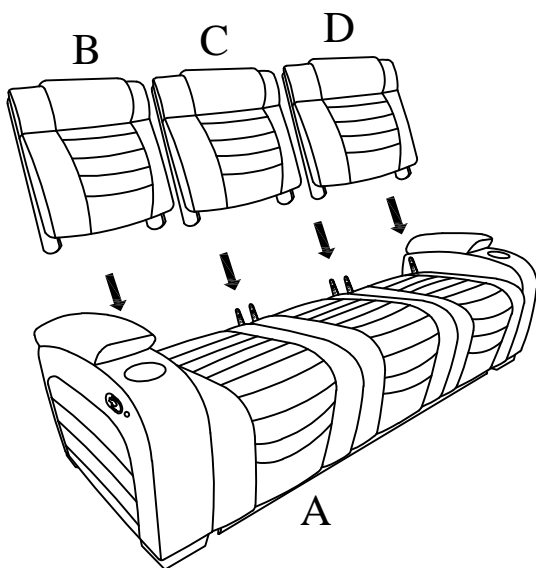
Component list

No	Drawing	Qty	Description
A		1	SEAT
B		1	LSF BACK REST
C		1	MIDDLE BACK REST
D		1	RSF BACK REST
E		1	PLUG FOR LED LIGHT

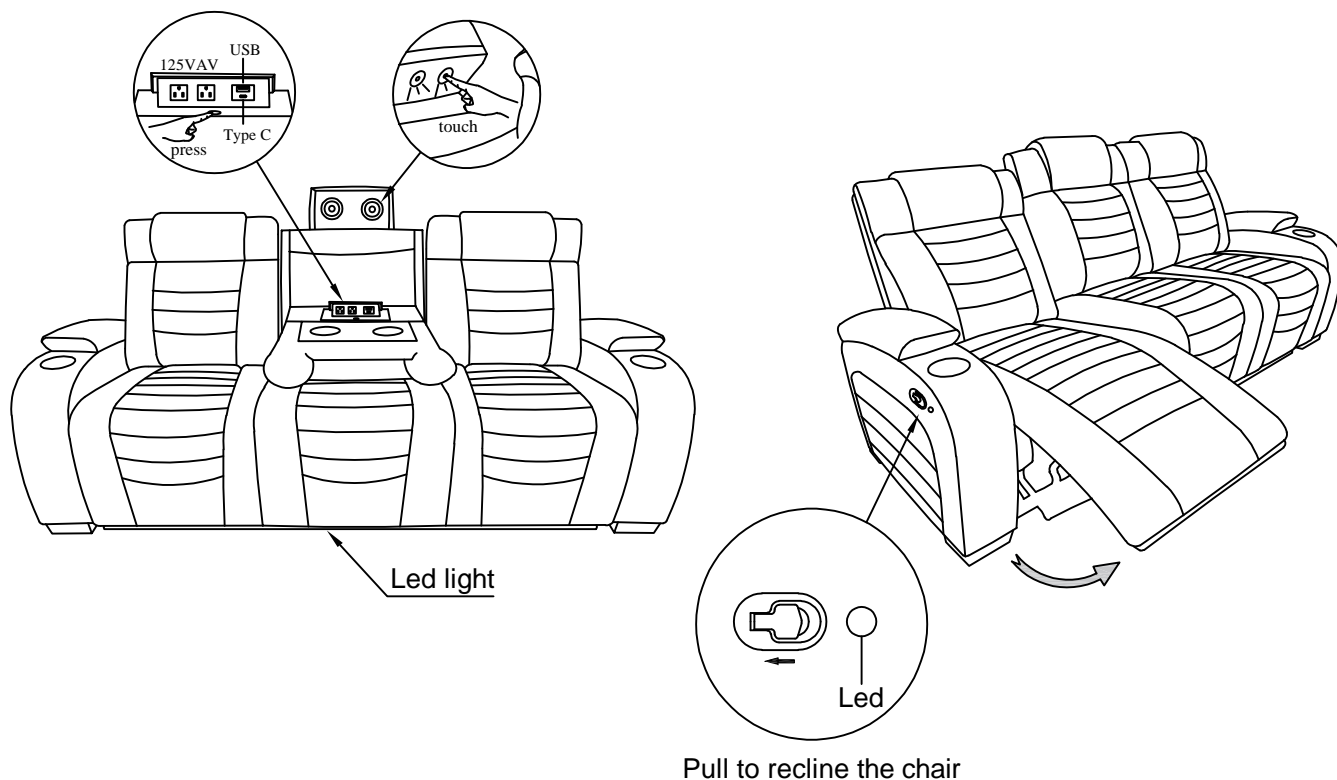
Step #1



Step #2



Step #3



Care Instruction for Textured Microfiber Furniture:

In order to maintain the original appearance of your Textured Microfiber Furniture, please follow below simple care procedures:

- Avoid exposing furniture directly to sunlight or heating and air conditioning outlets. Sunlight and or exposure to heating and air conditioning outlets will fade/damage Textured Microfiber.
- Vacuum or wipe with a soft cloth to remove dust.
- Hardware may loosen over time. Periodically check to make sure all connections are tight, Re-tighten if necessary.



For items use on wooden floor, hard surfaces or carpets, it is recommended to Install protective pads under all legs and supports to avoid/prevent from damages/scratches and discoloration.